

An outline of Weyl geometric models in cosmology

Erhard Scholz,¹

Faculty of Mathematics and Natural Sciences, Dept. of Mathematics

Wuppertal University, Gauss-Str. 20

42097 Wuppertal, Germany ²

Abstract

Here we give a short overview of how Weyl geometry may be used as a framework for geometrical cosmology.³ Already the simplest examples of Weyl geometry, the static space-time models of general relativity modified by an additional time-homogeneous Weylian “length” connection (here called the *Hubble form*), lead to beautiful cosmological models (*Weyl universes*) which can be considered as a serious alternative to the Friedman-Robertson class presently in use. A comparison with empirical data shows that the magnitude-redshift relation of recent supernovae Ia measurements is in perfect agreement with the prediction of decrease of energy flux in the Weyl models. These data allow to estimate the (ex-ante) spacelike curvature κ_0 of Weyl universes. The curvature ζ measured in cosmic units, i.e., $\kappa_0 = \zeta H_1^2$, with Hubble length $H_1 = c^{-1}H_0$, can take on values in a rather wide interval, $\zeta \in [-0.4, 2.2]$ (for mean quadratic error $\sigma \leq 1.3 \sigma_{data}$). Quasar frequency data from the SDSS provide strong evidence of a positive ex-ante curvature κ_0 and reduce the interval for ζ to $\in [0.25, 2.2]$ (for $\sigma \leq 1.3 \sigma_{best}$). Thus an *Einstein-Weyl universe* (i.e., an Einstein universe endowed with a Weylian length connection) is in good agreement with supernovae and quasar data.

The relative mass-energy density Ω_m , with respect to the critical density of the standard approach, and the relative contribution of the “vacuum term” Ω_Λ (where Λ denotes the cosmological term of Weyl geometry) are here identical to $\Omega_m = \zeta$ and $\Omega_\Lambda = 1$. Both are time-independent. Thus the time-evolution anomaly of vacuum energy does not arise. The intervals given in the literature for the dynamically determined matter density parameter $0.1 \leq \Omega_m \leq 0.5$ or $0.2 \leq \Omega_m \leq 1$, depending on scales of structure observed, with presently preferred value $\Omega_m \approx 0.3$ are consistent with other data in the Weyl geometric approach, although they may not be the last word. An explanation of the cosmic microwave background by a maximal entropy state of the quantized Maxwell equation, according to a proposal by I.E. Segal for the conformal Einstein universe, translates directly to the Weyl approach. It leads to quantitative estimations for the temperature of the Planck radiation between 2°K and 5.3°K. Moreover, the anisotropy angles, expected to arise in an Einstein-Weyl universe of $\zeta \approx 0.8$ from the inhomogeneities in matter distribution on the supercluster level give a value of $l \approx 200$ and agree with the results of multipole measurements of CMB anisotropies (similarly in the case of $\zeta \approx 0.3$ for cellular structures).

¹scholz@math.uni-wuppertal.de

²Version March 17,

³An extended version has been submitted to *Annalen der Physik* [Scho].

Keywords: Weyl geometry, Einstein-Weyl universe, cosmological redshift
PACS numbers: 02.40.Ky, 04.90.+e, 98.80.Jk

Basics of Weyl universes

Weyl universes are particularly simple manifolds M with a Weylian metric (g, φ) . Pragmatically speaking, a *Weyl universe* arises from a modification of a Lorentzian product manifold M ,

$$M = \mathbb{R} \times S_{\kappa_0},$$

by a Weylian length connection φ . Here S_{κ_0} represents spacelike fibres and denotes a Riemannian 3-manifold of constant ex-ante sectional curvature $\kappa_0 = \frac{k}{a^2}$; $k \in 0, \pm 1$ characterizes the curvature type (Euclidean, spherical, hyperbolic) and a is the curvature radius. Let us denote the 3-metric of the fibres by $d\sigma^2$. For coordinates $(t, x) \in M$, the Lorentzian metric on M is then given in geometrical units ($c = 1$) by

$$g : ds^2 = dt^2 - d\sigma^2. \quad (1)$$

It is complemented by a differential one form, the *Hubble form*

$$\varphi = H dt, \quad (2)$$

with $H \in \mathbb{R}^+$ a constant, the *Hubble constant*. In physical units its inverse H_0^{-1} represents the Hubble time and $H_1^{-1} = cH_0^{-1}$ the Hubble length. The pair (g, φ) characterizes the *Weylian metric*, although it is only one of several different *gauges* [W1]. The Hubble form defines a scale (length) connection on M . A change of gauge from (g, φ) to $(\tilde{g}, \tilde{\varphi})$ is given by a strictly positive scaling function $\lambda : M \rightarrow \mathbb{R}^+$, such that

$$\tilde{g} = \lambda^2 g, \quad \text{and} \quad \tilde{\varphi} = \varphi - d \log \lambda.$$

As the Hubble connection has a vanishing curvature,

$$d\varphi = 0,$$

the length connection can be integrated and leads to a semi-Riemannian manifold structure on M . After reparametrization of the time coordinate $t = \log \tau$, the semi-Riemannian structure on M can be perceived as a Robertson-Walker manifold $\mathbb{R} \times_f S_{\kappa_0}$ with linear warp function $f(\tau) = H\tau$. In this sense, Weyl universes are nothing but uncommon, but not at all useless, views on the simplest class of non-trivial Robertson-Walker manifolds.

The cosmic flow U of the corresponding cosmological model is given by the canonical flow along t , lifted to M , i.e., $U = \frac{\partial}{\partial t}$ in Weyl gauge.

The Weylian metric has a uniquely determined compatible affine connection Γ with a gauge invariant Riemannian curvature tensor R and Ricci

tensor Ric . While Γ , R (of type 1, 3) and Ric are gauge invariant, the scalar curvature S is gauge dependent with gauge weight -2. In our gauge it is constant. Therefore our reference gauge given by equations (1) and (2) is called the *Weyl gauge* of the manifold. If we express the sectional curvature of S_{κ_0} by a proportionality factor ζ to the ‘‘Hubble curvature’’ H^2 , i.e. $\kappa_0 := \zeta H^2$, the scalar curvature of M becomes

$$S = -6H^2(1 + \zeta). \quad (3)$$

The effective spacelike sectional curvature κ_S of the Weylian manifold M (i.e. including the effect of the scale connection φ) is

$$\kappa_S = H^2 + \kappa_0. \quad (4)$$

If we use the natural convention that the gravitational constant G is a gauge quantity of weight 2, the Einstein equation

$$Ric - \frac{1}{2}Sg = 8\pi\frac{G}{c^4}T \quad (5)$$

becomes gauge invariant. Because of (3), the l.h.s. of the Einstein equation is in our case

$$Ric - \frac{1}{2}Sg = 3(H^2 + \kappa_0)dt^2 - (-1)(H^2 + \kappa_0)d\sigma^2. \quad (6)$$

Thus the energy-momentum-stress tensor T of the Einstein equation is a tensor of an ideal fluid, although a ‘‘strange’’ one (negative pressure), with total energy-mass density give in geometrical units ($c = G = 1$)

$$8\pi\rho = 3(H^2 + \kappa_0) \quad (7)$$

and pressure

$$8\pi p = -(H^2 + \kappa_0).$$

This is a direct consequence of general results on Robertson-Walker manifolds, considered in Weyl gauge [ON].⁴ It is important to notice that both values are *constant in Weyl gauge*.

The constancy of energy density explains why we consider Weyl gauge as an appropriate candidate for the representation of measurement by material (atomic) clocks. From the point of view of the physical interpretation (‘‘semantics’’) of the model, Weyl gauge (g, φ) ought to be considered as the *matter gauge* of a Weyl universe. The accompanying Hubble form represents the scale connection of the Weylian metric; it encodes the cosmological redshift completely.

⁴ONeill works with signature (3,1) of the Lorentz metric rather than (1,3), corresponding to a factor -1 for the metric. The consequences for S , R , Ric can be read off from the corresponding gauge weights ($\lambda \equiv i$).

It is possible to integrate the scale connection of a Weyl universe and to “gauge it away”. Then we arrive at the *Riemann gauge* of the Weylian manifold which has, by definition, a vanishing scale connection $\tilde{\varphi} = 0$. It is of the form $(\tilde{g}, 0)$ with $\tilde{g}(t, x) = \lambda(t)^2 g(t, x)$, where the scaling function λ arises from (path-independent) integration of the Hubble form from some reference time t_0 (“today”) to any t :

$$\lambda(t) = e^{H(t_0+t)}. \quad (8)$$

Thus the scaling function from Weyl to Riemann gauge expands exponentially. It can be reparametrized by a new timelike parameter τ in \mathbb{R}^+ with

$$\tau = H^{-1}e^{Ht}, \quad t = H^{-1} \ln H\tau.$$

Then M gets the form of a Robertson-Walker manifold,

$$M \approx \mathbb{R}^+ \times_f S_{k,a}$$

with a linear warp (“expansion”) function $f(\tau) = H\tau$. In the Robertson-Walker picture of the Riemann gauge, the scale expansion looks no longer exponential but linear (due to reparametrization). An attempt to extend the time-like interval from \mathbb{R}^+ to $\mathbb{R}^+ \cup \{0\}$ runs into an “initial singularity” as an obstacle. Clearly the Robertson-Walker picture suggests an inappropriate method of past timelike compactification of the Weyl universe.

In Weyl geometry it is natural to describe the transfer of scaled quantities (metric, time intervals, photon energy, flux of a cosmic source, etc.) by a *calibration by transfer* as it was called by H. Weyl, i.e., transfer by integration of the length connection, exponentiated according to the gauge weight of the quantity. In our simple case, the transfer is given path-independently by λ as in equation (8). The redshift of a photon with trajectory γ , emitted at $p = (t, x)$ and observed at $q = (t_0, x_0)$ ($t < t_0 =$ “today”), is given by

$$z(p, q) + 1 = e^{\int_t^{t_0} \varphi(\gamma'(\tau)) d\tau} = e^{H(t_0-t)}.$$

For $t_0 = 0$ and $t < 0$ it can be written as

$$z(t) = e^{H|t|} - 1. \quad (9)$$

That agrees, of course, with the value expected from the Robertson-Walker picture. In Riemann gauge and the Robertson-Walker picture Weyl universes no longer have a constant energy-momentum tensor. In this sense, Riemann gauge leads to an *unphysical appearance* of the model and is *no appropriate candidate for the matter (atomic clock) gauge*.

Photon energy (gauge weight -1) is dual to oscillation time (gauge weight +1); their calibration by transfer is closely linked to Riemann gauge (weight

of metric +2). Therefore we consider the Riemann gauge of Weyl universes as their *photon gauge*. Flux calibrates differently (gauge weight -4).

The decrease of energy flux from a cosmic source with redshift $F(z)$ can now be calculated and, with it, the decrease of luminosity $m(z)$ of cosmic sources. If we take the correction of measured data by a factor $z+1$ into account, usually applied by astronomers in order to compensate for the energy decrease of photons by the redshift (K -correction), the luminosity function is given in the spherical case, $k = +1$ by

$$m_+ = 5 \log \left((z+1)^{\frac{3}{2}} \sin(\sqrt{\zeta} \ln(z+1)) \right) + C.$$

In the hyperbolic case ($k = -1$) the \sin has to be substituted by the \sinh and in the “flat” case ($k = 0$) by the identity function.

The lightcone of a Weyl universe intersects the spatial fibres in Euclidean, “spherical” or hyperbolic spheres, depending on the value of k . The dependence of the area of the spheres $O(z)$ with redshift $z(t)$ can easily be calculated, and with it the volume $V(z_1, z_2)$, covered by the lightcone between redshifts z_1 and z_2 . For the case of an *Einstein-Weyl universe*, i.e., the spherical case with $k = 1$, we get

$$O_+(z) = \frac{4\pi}{\zeta H_1^2} (z+1)^{-2} \sin^2(\sqrt{\zeta} \ln(z+1))$$

and

$$V(z_1, z_2) = H_1^{-1} \int_{z_1}^{z_2} (z+1)^{-1} O(z) dz, \quad (10)$$

respectively (in physical units).

In an Einstein-Weyl universe of (ex-ante) curvature radius of spatial fibres $a = (\sqrt{\zeta} H_1)^{-1}$, an object of diameter b in distance d in Weyl gauge ($d = H_1^{-1} \ln(z+1)$) is given by calculation in spherical trigonometry, because of the conformal invariance of the lightcone structure (during the deformation of the classical Einstein universe to the Einstein-Weyl one). Angular sizes of such objects are given by

$$\sin \frac{\alpha}{2} = \frac{\sin \frac{b}{2a}}{\sin \frac{d}{a}}. \quad (11)$$

Two Weyl universes with parameters H, H' and $\kappa_0 = \zeta H^2, \kappa'_0 = \zeta' H'^2$ are isometric iff $\zeta' = \zeta$. Thus, although in the definition of Weyl universes the two parameters H and κ_0 enter, the model space is essentially 1-dimensional. It can be parametrized by the curvature index ζ . For any empirical investigation we should therefore be interested in finding approximations of the metrical parameter ζ .

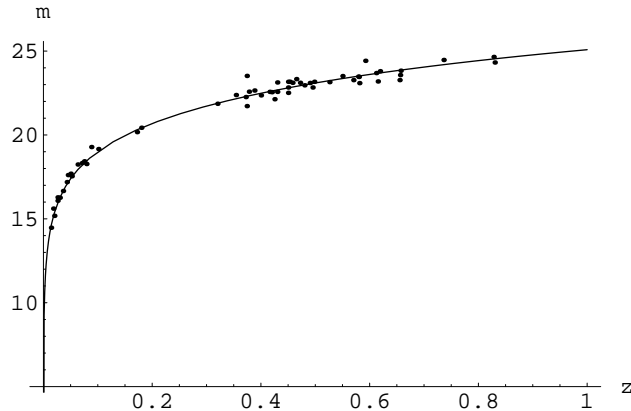


Figure 1: Magnitude-redshift relation in Einstein-Weyl universe, $\zeta = 1$ (i.e., $\kappa_0 = H_1^2$), $H_0 = 72$, $M = -19.3$

Luminosity-redshift relation for supernovae Ia

Let us compare the “prediction” of luminosity decrease in Weyl universes with the recent supernovae Ia data, as measured in highest possible precision with present techniques by the *Cerro Tololo Inter-American Observatory* group (CTO) around S. Philipps and the *Supernova Cosmology Project* (SCP) around S. Perlmutter. Integrated results have been presented in [Pm]. The whole set of data covers the measurements for 60 supernovae Ia (SNIa) with redshifts $0.014 \leq z \leq 0.83$ and magnitudes $14.47 \leq m \leq 24.65$ in two clearly separated subsamples, 18 low redshift supernovae observed by the CTO group with $0.014 \leq z \leq 0.101$, and 42 by the SCP with $0.172 \leq z \leq 0.83$. The error intervals given for the measurements carry a mean quadratic error $\sigma_{data} \approx 0.256$. A fit by the method of quadratic errors σ (residual dispersion) shows good results for the Weyl model.

We use the present value for the Hubble constant $H_0 = 72 \pm 5 \text{ kms}^{-1} \text{ Mpc}^{-1}$, determined by other methods and accepted in the astronomical community (with only minor differences left, we calculate here with $H_0 \approx 72$) and $M \approx -19.3$ for the absolute magnitude of supernovae Ia. With these values, the best fit for the curvature parameter is

$$\zeta \approx 0.9, \quad \text{with residual dispersion } \sigma_{best} \approx 0.324 \approx 1.27\sigma_{data}.$$

This fit is reasonably good; the quality is comparable to the standard model ($\sigma_{stand} \approx 0.322$).⁵ It can be considered as a first empirical answer to the question, whether the hypothesis of luminosity decrease according to calibration by transfer in Weyl geometry makes sense or not. It clearly does. Moreover, the decrease of fit quality under change of ζ is rather slow. With

⁵The value given here differs from the one of the extended preprint version [Scho] (corresponding to curvature parameter $\zeta \approx 2.1$), due to a correction of the calculation.

a criterion $\sigma \leq 1.3 \sigma_{data}$ for a *good fit* we get a wide interval for admissible curvature parameters, including all three curvature types $k = \pm 1, 0$

$$\zeta \in [-0.4, 2.2] =: I_{SNIa}.$$

The residual dispersions for $\zeta = 0.9$ and $\zeta = 0.3$ are $\sigma_1 \approx 0.324$ and $\sigma_{0.3} \approx 0.326$, respectively. The last value ($\zeta \approx 0.3$) is of interest because of the considerations below (mass density).

Quasar frequencies

Quasar counts depending on the redshift and their relative frequencies in equal Δz intervals have shown intriguing properties, not easily to be explained by geometrical considerations in the known cosmological approaches. We consider here the data from the first data release of the *Sloan Digital Sky Survey* (SDSS) with 16 713 objects up to $z \leq 5.4$, which has been published recently [Schn]. The data of the quasar count have been concentrated in a histogram with 69 intervals of width $\Delta z = 0.076$. They show a clear and well-formed increase up to about $z \approx 2$ and a rapid break down for $z > 2$.

If we compare the data of quasar distribution with the volume scanned by the lightcone in an Einstein-Weyl universe over corresponding redshift intervals, we find a surprisingly good agreement up to the peak at $z \approx 2$ (see figure 2). We calculate how many objects are to be expected in the redshift intervals of lengths $\Delta z = 0.076$ up to $z_{cut} \leq 2.05$ *under the assumption of equal distribution per unit volume* for different values of ζ in the interval determined by the supernovae Ia data. If the cut-off value is chosen above 2.05, the fit optimum is influenced by the the rapid decrease of quasar counts above $z \approx 2$.⁶ If we assume that the rapid decrease of quasar counts beyond $z \approx 2$ is mainly due to a reduction of sensibility of detectors and other selection effects, it seems appropriate to reduce the fit interval as above. The result is a best fit value for $\zeta \approx 0.8$. If we use the criterion $\sigma_\zeta \leq 1.3 \sigma_{best}$, the quasar frequencies lead to an admissible parameter interval

$$\zeta \in [0.25, 2.2] =: I_{QF}.$$

If astronomers find such strong selection effects unlikely, the assumption of equal distribution of quasars in sufficiently large volume layers of the lightcone in Weyl geometry would be refuted for $z > 2$.

In any case, the quasar frequencies seem to give strong evidence in favour of a *positive curvature* parameter if we interpret the data in the frame of

⁶The cut-off value $z_{cut} = 2.05$ is specified by comparison with the fit behaviour of other cut-off values. For lower values (of the cut-off) than 2.05 the best fit parameter remains essential stable $\zeta_{best} \approx 0.8$. For values $z_{cut} > 2.05$ the upper flank of the rapid decrease of quasar frequencies leads to the appearance of another (and stronger) relative optimum ζ_{best} above 2, which shifts with changing values for z_{cut} . The latter has been discussed in the preprint [Scho].

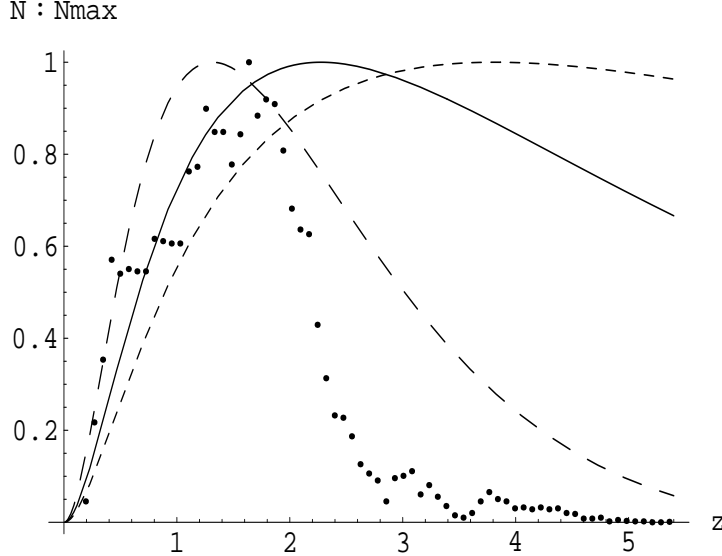


Figure 2: Volume covered by the lightcone in Einstein-Weyl universe with $\zeta = 0.8$ (undashed), $\zeta = 2.2$ (coarse dashing), and $\zeta = 0.25$ (fine dashing), compared with relative numbers of quasar frequencies of SDSS (dots)

the most simple models of Weyl geometry (Weyl universes). The quasar frequency interval I_{QF} is contained in the good fit interval for the SNIa data, and we find as common result

$$\zeta \in I_{SNIa} \cap QF = I_{QF} = [0.25, 2.2].$$

Weylian cosmological term and mass density

In case of a non-vanishing length curvature φ , the l.h.s. of equation (5), i.e., the gauge invariant Einstein tensor, consists of a part derived from the semi-Riemannian component g of the complete Weyl metric (g, φ) and a contribution from the Hubble connection. Let us denote Levi-Civita connection, Ricci curvature and scalar curvature of the semi-Riemannian component alone by Γ_g , Ric_g , S_g respectively; then the total (gauge invariant) Einstein tensor splits up into two terms

$$Ric - \frac{1}{2}Sg = Ric_g - \frac{1}{2}S_g g + \Lambda_H, \quad (12)$$

where Λ_H can be defined by this equation (of course, the split is *not* gauge invariant, but depends on the choice of the matter gauge of the model). It expresses the deviation of the gauge invariant Einstein tensor from the underlying purely semi-Riemannian component in the chosen gauge. Thus Λ_H can be read as a “cosmological term” of Weyl geometry; we call it the

Weylian cosmological term. In analogy to standard cosmology, it seems natural to decompose the r.h.s of the Einstein equation accordingly. Written in geometrical units, we get

$$8\pi T_{tot} = 8\pi(T_m + T_\Lambda),$$

where we denote the total energy-momentum tensor by T_{tot} and decompose it (in geometrical units) according to equation (6):

$$\begin{aligned} 8\pi T_m &= 3\kappa_0 dt^2 - (-1)\kappa_0 d\sigma^2 = Ric_g - \frac{1}{2}S_g g \\ 8\pi T_\Lambda &= 3H^2 dt^2 - (-1)d\sigma^2 = \Lambda_H . \end{aligned}$$

This decomposition shows a natural correspondence between the sectional curvature and mass-energy density on the one hand side, and the curvature contribution of the Hubble form and “vacuum” term on the other (4), (5)):

$$8\pi\rho_{tot} = 8\pi(\rho_m + \rho_\Lambda) = 3\kappa_S = 3\kappa_0 + 3H^2.$$

In the light of the established interpretations of standard cosmology, it *may* therefore seem natural to interpret the curvature values by

$$8\pi\rho_m = 3\kappa_0 , \quad 8\pi p_m = -\kappa_0, \quad (13)$$

$$8\pi\rho_\Lambda = 3H^2 , \quad 8\pi p_\Lambda = -H^2 \quad (14)$$

(in geometrical units). The “vacuum” term represents the influence of the Hubble form on the total curvature, while the mass-term seems to curve the spatial fibres “directly”.

For the relative contributions compared with the critical mass-energy density of the standard approach, $\rho_{crit} = \frac{3}{8\pi}H^2$, we get

$$\Omega_m := \frac{\rho_m}{\rho_{crit}} = \frac{3\kappa_0}{3H^2} = \zeta , \quad \Omega_\Lambda := \frac{\rho_\Lambda}{\rho_{crit}} = \frac{3H^2}{3H^2} = 1.$$

The determination of dynamical mass density, close to galaxies, clusters, and superclusters leads astronomers and physicists to an actual estimation of $0.1 \leq \Omega_m \leq 0.5$ for smaller structures and/or $0.2 \leq \Omega_m \leq 1$ for larger ones, with a preferred value close to $\Omega_m \approx 0.3$ [Ca].

That is consistent with the supernovae and quasar data, but probably not the best we can expect. As we expect a greater awareness for dynamical mass in larger regions in the future, we choose the cautious estimation for large structures $I_m := [0.2, 1]$. That is in very good agreement with $I_{SNIa} \cap I_{QF}$, if we adapt the lower bound slightly. A provisional result of all the three aspect considered is then:

$$\zeta \in [0.25, 1] = I_m \cap I_{QF} \cap I_{SNIa}.$$

There are reasons to expect further changes for the estimations of Ω_m . The dynamically determined mass may be the result of diluted baryonic matter, mostly ionized hydrogen (the *hyle* in our terminology), which is concentrated in the neighbourhood of clusters and superclusters, but not confined to it. Apparently the hyle is distributed in high dilution over the whole time-space, including the voids, in addition to its dynamically observable more concentrated parts. We should not exclude the possibility that future investigations may lead to estimations of the overall mass density, which correct the actual values of $\Omega_m \approx 0.3$ by a factor 2 to 10. If the higher factor turns out to be realistic, the split of the source quantities of the Einstein equation (13) is a purely formal exercise which elucidates the analogy to present standard cosmological argumentation, but has no deeper physical meaning. Please notice that in the Weyl approach T_m and T_Λ are strictly proportional and obey the same state equation

$$p = -\frac{1}{3}\rho.$$

From the mathematical point of view, a joint semantical interpretation of T , without separating it into its part, seems therefore just as natural as the decomposition discussed above.

The present estimations of dynamical mass prefer a value $0.25 \leq \zeta \leq 0.3$, while the evaluation of supernovae Ia data and of quasar frequencies indicate a value of ζ closer to 1 as a realistic candidate. For conservative estimations we therefore have to calculate with $\zeta \approx 0.3$; for general considerations we give $\zeta \approx 0.8$ a slight preference.

Cosmic microwave background

I.E. Segal has proved an interesting property of the *conformal* Einstein universe: According to his analysis, the quantized Maxwell field on the Einstein universe possesses a maximal entropy state of *exact Planck characteristic* with energy distribution $\epsilon(\nu)$ (ν = frequency)

$$\epsilon(\nu) = \nu^3(e^{\beta\nu} - 1), \quad \beta = 2\pi\hbar \left(\frac{\pi^2}{15(\hbar c)^3 \epsilon_0} \right)^{\frac{1}{4}},$$

where ϵ_0 is the energy density of the radiation field [Se]. If we accept this theorem, the *theoretical existence of a background equilibrium of the quantized Maxwell field in a spherical Weyl universe has been established by I.E. Segal*, because electrodynamics is a conformally invariant theory and the Einstein-Weyl universe is a conformal deformation of the classical Einstein universe.

If the Weyl geometric approach is not only a striking formal model of cosmic geometry but has physical content, we may reasonably expect that the Hubble connection $\varphi = Hdt$ is a classical expression of some energy transfer

process in the electrodynamical field from well directed “foreground contributions” of the field (well modelled by the classical Maxwell equation) to the quantum electrodynamical “background”, which we consider to be modelled by Segal’s maximal entropy state. In this sense, the Hubble connection would represent a variant of the classical Olbers effect of background galaxy radiation. In the Weyl geometric context it is delivered, however, to the background rather than to the visible “night sky”. The observable background microwave radiation results only as a secondary effect. This background radiation, considered on the classical level, will be exposed to absorption.

We thus expect an energy equilibrium in Segal’s background state between transfer processes from the foreground radiation via the Hubble connection (Olbers-Weyl effect) and an energy loss by absorptive damping. We call this hypothetical mechanism the *Segal-Olbers-Weyl effect* and show that it gives an alternative explanation of the cosmic microwave background radiation in the frame of Weyl geometry.

We estimate the absorptive damping during the passage in cosmic time-space between two conjugate points of the spherical space section by a factor α lying in a rather generous interval, $0.11 \leq \alpha \leq 0.99$. Then the equilibrium between absorption and energy transfer from the foreground galaxy radiation field, with energy density ϵ_{gal} , is obtained at

$$\epsilon_{back} = \alpha^{-1} \epsilon_{gal} \frac{z_{con} - 1}{z_{con}},$$

where z_{con} denotes the redshift at the conjugate point of the observer. It can be used for an estimation of the background energy density,

Recent measurements of the cosmic infrared, optical and UV extragalactic radiation give values for its overall intensity, I_{IOUV} , between 45 and 170 $nW m^{-2} sr^{-1}$ [DH, 41]. That corresponds to an energy density ϵ_{IOUV} between 0.012 and 0.045 $eV cm^{-3}$ (ibid, p. 3). Thus the energy density has a proportional (“geometric”) mean 0.024 $eV cm^{-3}$ with error factor $2^{\pm 1}$. For the absorption interval α as above, the proportional mean is $\alpha \approx 0.33$ with error factor $3^{\pm 1}$. With $\frac{z_{con}-1}{z_{con}} \approx 1$ for our curvature values ζ , we arrive at the estimation

$$\epsilon_{back} = \alpha^{-1} \epsilon_{IOUV} \frac{z_{con} - 1}{z_{con}} \approx 0.72 \cdot 6^{\pm 1} eV cm^{-3} = 7.2 \cdot 6^{\pm 1} \cdot 10^{-4} keV cm^{-3}.$$

The corresponding Planck temperature is

$$T_{back} = k_B^{-1} \left(\frac{\epsilon_{back}}{a_0} \right)^{\frac{1}{4}}, \quad a_0 = \frac{\pi^2}{15(\hbar c)^3},$$

(k_B Boltzmann constant). We arrive at the conclusion:

From the actual best values for the infrared, optical and UV extragalactic radiation [DH] we get an estimation for the temperature of the Segal-Olbers-Weyl background of

$$T_{back} \approx 3.3 \cdot 1, 6^{\pm 1} \text{ } ^\circ K, \quad \text{i.e. } T_{back} \in [2.1, 5.3] \text{ } ^\circ K.$$

This is in encouraging agreement with the empirically determined radiation temperature of the cosmic microwave background $T_{CMB} \approx 2.73^\circ K$.

Moreover, we observe an interesting behaviour of angular sizes in Einstein-Weyl universes: For small redshifts they decrease rapidly, but over a long z -interval they stay relatively stable, before they rise again close to the conjugate point. For $\zeta = 0.8$, the inhomogeneity scale of superclusters of about $50 Mpc$ leaves optical signals of angular size between 0.6° and 0.8° in 87 % of the volume of the spatial section up to the first conjugate point.

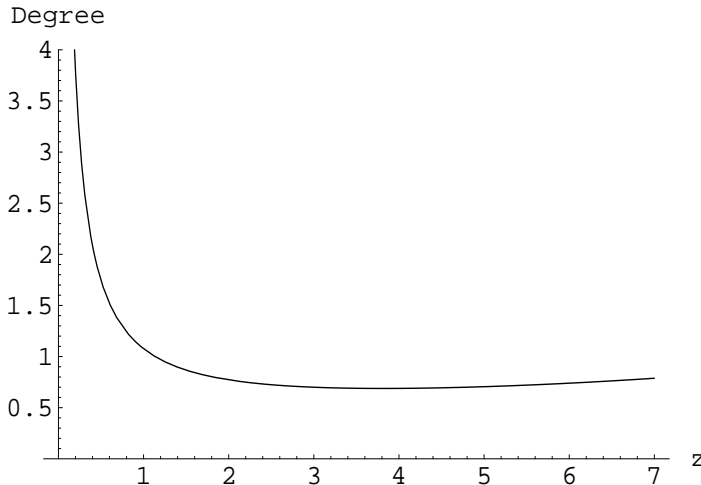


Figure 3: Angular size of objects with diameter 50 Mpc in Einstein-Weyl universe with $\zeta = 0.8$

Under the plausible assumption that anisotropies in the energy density of the foreground field lead to fluctuations of the background temperature in comparable angular sizes, superclusters will cause anisotropy traces on the Segal-Olbers background between 0.6° and 0.8° for $\zeta = 0.8$. We thus expect an anisotropy signal with multipole moment about $l \approx 180^\circ/0.8^\circ \approx 220$ and find an acceptable agreement with the fine structure measurements of CMB anisotropies with a strong maximum close to $l \approx 200$ [Ma].

Of course, this observation is far from a “prediction” of anisotropy angles. The determination of parameters is still much too rough to allow reliable conclusions in this regime. If $\zeta = 0.3$ turns out to be a more realistic curvature parameter of the Weyl universe, we even have to consider the inhomogeneity scale of cellular structures, of about $100 Mpc$ as possibly lying at the origin of the dominant anisotropy moment. In a volume of more than 70 % of the spatial section they lead here to anisotropies of angular size between 0.75° and 1° .

Provisional conclusion

The Weyl geometric approach to cosmology seems to offer great opportunities. In a wide interval of curvature parameters, $\zeta \in [-0.4, 2.2]$, Weyl universes are in good agreement with supernovae Ia measurements. A fair interval of Einstein-Weyl universes, $\zeta \in [0.25, 1]$, is consistent with quasar data and estimations of dynamical mass for the more generous estimations on larger scales. The models constructed in the Weyl approach behave more trustworthy than the ones from the Friedman-Robertson class in several respects. In particular, they are not subject to the anomaly of a time-dependent vacuum energy contribution, which irritates the standard approach [Ca]. The densities of mass-energy and of vacuum energy are constant, considered in the mean over large cosmic regions. Of course, the physical explanation of ρ_Λ and p_Λ remains a puzzle. Its answer is no question of geometry but of physics, perhaps even of astronomy. If the contribution of the intergalactic diluted (ordinary) mass turns out to be higher than estimated at the moment, the necessity to bring “vacuum energy” (and vacuum pressure) into play vanishes. But already now, the whole confused and confusing debate about “non-baryonic” dark matter and time-dependent “vacuum” energy becomes superfluous, if we accept the Weyl approach as an alternative to the present standard.

We only have to draw the natural conclusion from the differences between the values of dynamical mass concluded from astronomical observations and the prediction from the hypothesis of primordial nucleosynthesis. Such differences started already to become apparent about a decade ago. The development in the meantime shows that it is time to give up the reality claim of the hypothesis of *primordial* nucleosynthesis.

Of course, this long overdue conclusion is much easier to draw in a reflection of the state of the art from the point of view of the Weyl approach. In this perspective, the whole game with high energy states close to the big bang looks very much like grand talk about a gauge effect. The Weyl approach makes it very likely that “physics close to the big bang” is a pure theory-construct, without direct physical meaning. It may be acceptable, however, as a challenging theoretical test ground for extreme conditions. Perhaps it continues to be useful in this function, if pursued with the necessary precautions. For example, some of the methods developed with the hypothesis of primordial nucleosynthesis in mind can probably be transferred to the study of hot cores of quasars and galactic nuclei and may turn out to be useful in the new context. In the vicinity of such regional singularities of the classical geometric structure (“black holes”), which come more and more into the range of detailed empirical investigations [Pe], we may expect a more realistic place for the recycling of higher nuclei to light ones than in the famous few seconds after the “origin of the world”.

It may be of interest to astronomers that, at the highest redshift observa-

tions of today, differences between the standard approach and the Weyl one start to matter and come into the range of physically relevant distinctions. For example, the galaxy at $z \approx 7$, which has recently been discovered and was precisely observed by teams from the Keck and Hubble telescopes, appears surprisingly small in the evaluation of the cosmological standard model (with $(\Omega_m, \Omega_\Lambda) = (0.3, 0.7)$). The galaxy seems to have major and minor axes of 1.6 kpc and 0.5 kpc only [Kn]. Because of the high luminosity of the galaxy ($M \approx -21$), it has been perceived as extremely compact and seems to be characterized by a particularly high rate of star formation. These properties were already tentatively interpreted as an indicator for evolutionary “early” galaxies. If considered in the Weyl approach, the $z \approx 7$ galaxy comes much closer to normality. In a Weyl universe of $\zeta \approx 0.8$ the axes would be calculated as 19 kpc and 5 kpc , in a Weyl universe with $\zeta \approx 0.3$ even as 29 kpc and 8 kpc .

All in all, the outcome of the first exploration of the Weyl geometric approach to cosmology is a promising first step. It cannot be more. The next step should be a closer evaluation of the consequences of the approach for astronomical and astrophysical data, done with much more expertise in the diverse fields than stands to our disposal. On the other hand, diverse theoretical questions are open for investigation; most important, perhaps, the one for a physical explanation of the Hubble form. This component of the Weylian structure seems to indicate a hitherto neglected coupling between gravitation and the electromagnetic field, expressed on the classical level. The coupling is definitely different from the one proposed by Weyl in his first hypothesis of 1918; it rather may have some affinity to F. Zwicky’s proposal for an explanation of the cosmological redshift by a kind of “gravitational drag” of photons [Z]. H. Weyl, at least, considered this attempt as a legitimate alternative to the space kinematical explanations of Friedman-Robertson type, even at a time when he was well aware of the necessity to find quantum theoretical versions for the successful classical field theories [W4].

As in any new approach, we should not be too sure about empirical reliability in the long run. It may still turn out that broader and more detailed scrutinizing of the properties of Weyl geometrical models leads to the conclusion that this approach suggests a “*second* physically wrong”, i.e., empirically inadequate, theory of cosmic geometry.⁷ At present, and hopefully for the foreseeable future, the approach seems to be able to contribute to our conceptual understanding of geometry on the level of cosmic distances in an enlightening manner.

⁷W. Lenz, Hamburg, used to warn that for all complexes of empirical phenomena there exist “*at least two* theories which are mathematically consistent and fit the data, but are physically wrong ” (communication due to W. Kunz at the Jordan Symposium, October 2004, Mainz).

References

- [Ca] Carroll, Sean. 2001. “The cosmological constant.” *Living Reviews in Relativity* 4: 1–77. [Also in arXiv:astro-ph/0004075v2. Visited November 10, 2003.]
- [DH] Dwek, Eli; Hauser, Michael. 2001. “The cosmic infrared background: Measurements and implications” 5:1–11.[arXiv:astro-ph/0105539 v1 30 May 2001. Visited December 26, 2003.]
- [Goe] Goenner, Hubert. 1994. *Einführung in die Kosmologie*. Heidelberg etc.: Spektrum Verlag.
- [Kn] Kneib, Jean-Paul; Ellis, Richard S.; Santos, Michael R.; Richard, Johan. 2004. “A probable $z \sim 7$ galaxy strongly lensed by the rich cluster Abell 2218: Exploring the dark ages .” *Preprint Keck Observators*, to be published in *Astrophysical Journal*
- [Ma] Mauskopf, P.D.; Ade, P.A.R.; de Bernardis, P. e.a. . 1999. “Measurements of a peak in the cosmic microwave background power spectrum from the North American test flight of Boomerang .” *Preprint*, to be published in *Astrophysical Journal* [arXiv:astro-ph/9911444, visited March 5, 2004]
- [Na] Narlikar, Jayant Vishnu. 2002. *An Introduction to Cosmology* Third Edition. Cambridge: University Press.
- [ON] O’Neill, Barrett. 1983. *Semi-Riemannian Geometry With Applications to Relativity*. New York: Academic Press.
- [Pm] Perlmutter, S, ; Aldering G; Goldhaber G. e.a. 1999. “Measurement of Ω and Λ from 42 high-redshift supernovae.” *Astrophysical Journal* 517:565–586.
- [Pe] Peterson, Bradley. 1997. *An Introduction to Active Galactic Nuclei*. Cambridge: University Press. [Introductory chapter also under <http://nedwww.ipac.caltech.edu/level5/Cambridge/frames.html>. Visited November 10, 2003.]
- [Schn] Schneider, Donald; Fan, Xiaohui; Strauss Michael e.a. 2003. “The Sloan Digital Sky Survey Quasar Catalog II: First data release”. [arXiv:astro-ph/0308443 v1, 15 Aug 2003. Visited November, 07, 2003].
- [Scho] Scholz, Erhard. 2003. Weyl geometry as an alternative frame for cosmology. *Preprint* Wuppertal, submitted to *Annalen der Physik*. [www.math.uni-wuppertal.de/~scholz/preprints/weyluniverse.pdf], *Errata and addenda* under [www.math.uni-wuppertal.de/~scholz/preprints/addenda.pdf].

- [Se] Segal, Irving E. 1983. "Radiation in the Einstein universe and the cosmic background." *Physical Review D* 28:2393–2401.
- [W1] Weyl, Hermann. 1918. "Reine Infinitesimalgeometrie." *Mathematische Zeitschrift* 2:384–411, GA II, 1–28, [30].
- [W2] Weyl, Hermann. 1921. "Über die physikalischen Grundlagen der erweiterten Relativitätstheorie." *Physikalische Zeitschrift* 22:473–480. In GA II, 229–236 [46].
- [W3] Weyl, Hermann. 1923. *Raum - Zeit - Materie*, 5. Auflage. Berlin: Springer.
- [W4] Weyl, Hermann. 1930. "Redshift and relativistic cosmology." *London, Edinburgh and Dublin Philosophical Magazine* 9:936–943. GA III, 268–279 [89].
- [W5] Weyl, Hermann. 1968. *Gesammelte Abhandlungen, 4 vols.* Ed. K. Chandrasekharan. Berlin etc.: Springer.
- [Z] Zwicky, F. 1929. "On the possibilities of a gravitational drag of light." *Physical Review* 33:1623f..